


1. Name of Listed Entity: Fourth Dimension Solutions Limited
2. Scrip Code/Name of Scrip/Class of Security: FOURTHDIM
3. Share Holding Pattern Filed under: 31b
4. Share Holding Pattern as on : 30-Sep-2017
5. **Declaration:** The Listed entity is required to submit the following declaration to the extent of submission of information:-

S. No.	Particulars	Yes/No	
1	Whether the Listed Entity has issued any partly paid up shares?	No	
2	Whether the Listed Entity has issued any Convertible Securities or Warrants?	No	
3	Whether the Listed Entity has any shares against which depository receipts are issued?	No	
4	Whether the Listed Entity has any shares in locked-in?	Yes	Promoter and Promoter Group
5	Whether any shares held by promoters are pledge or otherwise encumbered?	No	
6	Whether the Listed Entity has issued any differential Voting Rights?	No	

Table I - Summary Statement holding of specified securities

Category (I)	Category of shareholder (II)	Nos. of shareholders (III)	No. of fully paid up equity shares held (IV)	No. of Partly paid-up equity shares held (V)	No. of shares underlying Depository Receipts (VI)	Total nos. shares held (VII) = (IV)+(V)+(VI)	Shareholding as a % of total no. of shares (calculated as per SCRR, 1957) (VIII)	Number of Voting Rights held in each class of securities (IX)				No. of Shares Underlying Outstanding convertible securities (including Warrants) (X)	Shareholding, as a % assuming full conversion of convertible securities (as a percentage of diluted share capital) (XI) = (VII)+(X)	Number of Locked in shares (XII)		Number of Shares pledged or otherwise encumbered (XIII)		Number of equity shares held in dematerialized form (XIV)
								No of Voting Rights			Total as a % of (A+B+C)			No. (a)	As a % of total Shares held (b)	No. (a)	As a % of total Shares held (b)	
								Classes eg: X	Classes eg: y	Total								

A	Promoter & Promoter	3	15996800	0	0	15996800	73.43	15996800	0	159968	73.43	0	73.43	4600000	28.76			15996800
---	---------------------	---	----------	---	---	----------	-------	----------	---	--------	-------	---	-------	---------	-------	--	--	----------






	Group									00								
B	Public	481	5787200	0	0	5787200	26.57	5787200	0	5787200	26.57	0	26.57		0.00			5787200
C	Non Promoter-Non Public	0	0	0	0	0	0.00	0	0	0	0.00	0	0.00	0	0.00	0	0.00	0
C1	Shares underlying DRs	0	0	0	0	0	0.00	0	0	0	0.00	0	0.00		0.00			0
C2	Shares held by Employee Trusts	0	0	0	0	0	0.00	0	0	0	0.00	0	0.00		0.00			0
	Total	484	21784000	0	0	21784000	100.00	21784000	0	21784000	100.00	0	100.00	4600000	21.12			21784000



Table II - Statement showing shareholding pattern of the Promoter and Promoter Group

	Category & Name of the Shareholders (I)	PAN (II)	No. of shareholder (III)	No. of fully paid up equity shares held (IV)	Partly paid-up equity shares held (V)	Nos. of shares underlying Depository Receipts (VI)	Total nos. shares held (VII = IV+V+VI)	Shareholding % calculate d as per SCRR, 1957 (VIII)	Number of Voting Rights held in each class of securities (IX)				No. of Shares Underlying Outstanding convertible securities (including Warrants) (X)	Shareholding, as a % assuming full conversion of convertible securities (as a percentage of diluted share capital) (XI) = (VII)+(X) as a % of A+B+C2	Number of Locked in shares (XII)		Number of Shares pledged or otherwise encumbered (XIII)		Number of equity shares held in dematerialized form (XIV)
									No of Voting Rights			Total as a % of Total Voting rights			No. (a)	As a % of total Shares held (b)	No. (a)	As a % of total share s held (b)	
									Class X	Class Y	Total								
1	Indian		0	0	0	0	0	0.00	0	0	0	0.00	0	0.00	0	0.00		0	
a	Individuals/Hindu undivided Family		3	15996800	0	0	15996800	73.43	15996800	0	15996800	73.43	0	73.43	4600000	28.76		15996800	
	NAMITA MUKHERJEE	ANE PM6945P		40000	0	0	40000	0.18	40000	0	40000	0.18	0	0.18	0	0.00		40000	
	BIBEKANANDA MUKHERJEE	BDG PM9098E		800	0	0	800	0.00	800	0	800	0.00	0	0.00	0	0.00		800	
	AMALENDU MUKHERJEE	AMW PM2947A		15956000	0	0	15956000	73.25	15956000	0	15956000	73.25	0	73.25	4600000	28.83		15956000	
b	Central Government/ State Government(s)		0	0	0	0	0	0.00	0	0	0	0.00	0	0.00	0	0.00		0	
c	Financial Institutions/ Banks		0	0	0	0	0	0.00	0	0	0	0.00	0	0.00	0	0.00		0	





d	Any Other (specify)		0	0	0	0	0	0.00	0	0	0	0.00	0	0.00	0	0.00			0
	Sub-Total (A)(1)		3	15996800	0	0	15996800	73.43	15996800	15996800	73.43	0	73.43	4600000	28.76			15996800	
2	Foreign		0	0	0	0	0	0.00	0	0	0	0.00	0	0.00	0	0.00			0
a	Individuals (Non-Resident Individuals/ Foreign Individuals)		0	0	0	0	0	0.00	0	0	0	0.00	0	0.00	0	0.00			0
b	Government		0	0	0	0	0	0.00	0	0	0	0.00	0	0.00	0	0.00			0
c	Institutions		0	0	0	0	0	0.00	0	0	0	0.00	0	0.00	0	0.00			0
d	Foreign Portfolio Investor		0	0	0	0	0	0.00	0	0	0	0.00	0	0.00	0	0.00			0
e	Any Other (specify)		0	0	0	0	0	0.00	0	0	0	0.00	0	0.00	0	0.00			0
	Sub-Total (A)(2)		0	0	0	0	0	0.00	0	0	0	0.00	0	0.00	0	0.00			0
	Total Shareholding of Promoter and Promoter Group (A)= (A)(1)+(A)(2)		3	15996800	0	0	15996800	73.43	15996800	15996800	73.43	0	73.43	4600000	28.76			15996800	

Table III - Statement showing shareholding pattern of the Public shareholder

Category & Name of the Shareholders (I)	PAN (II)	Nos. of shareholder (III)	No. of fully paid up equity shares held (IV)	Partly paid-up equity shares held (V)	Nos. of shares underlying Depository Receipts (VI)	Total nos. shares held VII = IV+V+VI	Shareholding % calculated as per SCRR, 1957 As a % of (A+B+C2) VIII	Number of Voting Rights held in each class of securities (IX)		No. of Shares Underlying Outstanding convertible securities (including Warrants) (X)	Total shareholding, as a % assuming full conversion of convertible securities	Number of Locked in shares (XII)		Number of Shares pledged or otherwise encumbered (XIII)		Number of equity shares held in dematerialized form (XIV)
								No of Voting Rights	Total as a % of Total			No. (a)	As a % of total	No. (b)	As a % of total	



									Class X	Class Y	Total	Voting rights		(as a percentage of diluted share capital) (XII)		Shares held (b)	ap- pli- ca- ble (a)	shares held (Not applicable) (b)	
1	Institutions		0	0	0	0	0	0.00	0	0	0	0.00	0	0.00	0	0.00	0	0.00	0
a	Mutual Funds/		0	0	0	0	0	0.00	0	0	0	0.00	0	0.00		0.00			0
b	Venture Capital Funds		0	0	0	0	0	0.00	0	0	0	0.00	0	0.00		0.00			0
c	Alternate Investment Funds		0	0	0	0	0	0.00	0	0	0	0.00	0	0.00		0.00			0
d	Foreign Venture Capital Investors		0	0	0	0	0	0.00	0	0	0	0.00	0	0.00		0.00			0
e	Foreign Portfolio Investors		0	0	0	0	0	0.00	0	0	0	0.00	0	0.00		0.00			0
f	Financial Institutions/ Banks		0	0	0	0	0	0.00	0	0	0	0.00	0	0.00		0.00			0
g	Insurance Companies		0	0	0	0	0	0.00	0	0	0	0.00	0	0.00		0.00			0
h	Provident Funds/ Pension Funds		0	0	0	0	0	0.00	0	0	0	0.00	0	0.00		0.00			0
i	Any Other (specify)		0	0	0	0	0	0.00	0	0	0	0.00	0	0.00		0.00			0
	Sub-Total (B)(1)		0	0	0	0	0	0.00	0	0	0	0.00	0	0.00	0	0.00			0
2	Central Government/ State Government(s)) / President of		0	0	0	0	0	0.00	0	0	0	0.00	0	0.00		0.00			0



	India																		
	Sub-Total (B)(2)		0	0	0	0	0	0.00	0	0	0	0.00	0	0.00	0	0.00			0
3	Non-institutions		0	0	0	0	0	0.00	0	0	0	0.00	0	0.00	0	0.00	0	0.00	0
a	Individuals -		422	4264198	0	0	4264198	19.57	4264198	0	4264198	19.57	0	19.57	0	0.00	0	0.00	4264198
i	Individual shareholders holding nominal share capital up to Rs. 2 lakhs.		383	2453398	0	0	2453398	11.26	2453398	0	2453398	11.26	0	11.26		0.00			2453398
ii	Individual shareholders holding nominal share capital in excess of Rs. 2 lakhs.		39	1810800	0	0	1810800	8.31	1810800	0	1810800	8.31	0	8.31		0.00			1810800
	ATUL BABUBHAI CHAUHAN (HUF)	AAH HA5914L	0	230000	0	0	230000	1.06	230000	0	230000	1.06	0	1.06		0.00			230000
	MANOJ AGARWAL	ADN PA4845R	0	220000	0	0	220000	1.01	220000	0	220000	1.01	0	1.01		0.00			220000
b	NBFCs registered with RBI		0	0	0	0	0	0.00	0	0	0	0.00	0	0.00		0.00			0
c	Employee Trusts		0	0	0	0	0	0.00	0	0	0	0.00	0	0.00		0.00			0
d	Overseas Depositories (holding DRs) (balancing		0	0	0	0	0	0.00	0	0	0	0.00	0	0.00		0.00			0




	figure)																	
e	Any Other (specify)		59	1523002	0	0	1523002	6.99	1523002	1523002	6.99	0	6.99		0.00			1523002
	Body Corporate		41	1368148	0	0	1368148	6.28	1368148	1368148	6.28	0	6.28		0.00			1368148
	SHRI PARASRAM HOLDINGS PVT.LTD.	AAA CS44 87J	0	294000	0	0	294000	1.35	294000	294000	1.35	0	1.35		0.00			294000
	Clearing member		16	150854	0	0	150854	0.69	150854	150854	0.69	0	0.69		0.00			150854
	Non-Resident Indian (NRI)		2	4000	0	0	4000	0.02	4000	4000	0.02	0	0.02		0.00			4000
	Sub-Total (B)(3)		481	5787200	0	0	5787200	26.56	5787200	5787200	26.56	0	26.56	0	0.00			5787200
	Total Public Shareholding (B)= (B)(1)+(B)(2) +(B)(3)		481	5787200	0	0	5787200	26.56	5787200	5787200	26.56	0	26.56	0	0.00			5787200



Table IV - Statement showing shareholding pattern of the Non Promoter- Non Public shareholder

	Category & Name of the Shareholders (I)	PAN (II)	No. of shareh older (III)	No. of fully paid up equity shares held (IV)	Partly paid-up equity shares held (V)	Nos. of shares underlying Depository Receipts (VI)	Total no. shares held (VII) = (IV+V+VI)	Shareholding % calculate d as per SCRR, 1957 As a % of (A+B+C2) (VIII)	Number of Voting Rights held in each class of securities (IX)				No. of Shares Underlying Outstanding convertible securities (including Warrants) (X)	Total shareholdin g, as a % assuming full conversion of convertible securities (as a percentage of diluted share capital) (XI)	Number of Locked in shares (XII)		Number of Shares pledged or otherwise encumbered (XIII)		Number of equity shares held in dematerializ ed form (XIV) (Not Applicable)			
	No of Voting Rights			Total as a % of Total Voting rights			No.	As a % of total Shar es held	No. (No t ap pli cable)	As a % of total share s held (Not applic able)												
	Class X		Class Y										Tot al									

1	Custodian/DR Holder		0	0	0	0	0	0.00	0	0	0	0.00	0	0.00		0.00			0
2	Employee Benefit Trust (under SEBI (Share based Employee Benefit) Regulations, 2014)		0	0	0	0	0	0.00	0	0	0	0.00	0	0.00		0.00			0
	Total Non-Promoter-Non Public Shareholding (C)= (C)(1)+(C)(2)		0	0	0	0	0	0.00	0	0	0	0.00	0	0.00	0	0.00	0	0.00	0

Table II- Unclaim Details

Details of Shares which remain unclaimed may be given here along with details such as number of shareholders, outstanding shares held in demat/unclaimed suspense account, voting rights which are frozen etc.	
No. of shareholders	No of share held




Table III- Unclaim Details

Details of Shares which remain unclaimed may be given here along with details such as number of shareholders, outstanding shares held in demat/unclaimed suspense account, voting rights which are frozen etc.	
No. of shareholders	No of share held

Table III- Person in Concert

Details of the shareholders acting as persons in Concert including their Shareholding			
Name of shareholder	Name of PAC	No. of share	Holding %

